

Social Media Guide: How to Create, Manage and Use Safely



Who we are...



How we got here...



Why we are passionate about this...



Questions so far?





Privacy Settings and Tools

- Your Activity
- How People Find and Contact you





Search



Chas

Home

Create



- General
- Security and Login
- Your Facebook Information

- Privacy**
- Timeline and Tagging
- Location
- Blocking
- Language
- Face Recognition

- Notifications
- Mobile
- Public Posts

- Apps and Websites
- Instant Games
- Business Integrations
- Ads
- Payments
- Support Inbox
- Videos

Privacy Settings and Tools


Your Activity

Who can see your future posts?

Close

You decide who can see your posts each time you create a new post. Facebook will use that audience for future posts unless you change it.

What's on your mind?



Public

Post

Review all your posts and things you're tagged in

Use Activity Log

Limit the audience for posts you've shared with friends of friends or Public?

Limit Past Posts

How People Find and Contact You

Who can send you friend requests?	Everyone	Edit
Who can see your friends list?	Public	Edit
Who can look you up using the email address you provided?	Everyone	Edit
Who can look you up using the phone number you provided?	Everyone	Edit
Do you want search engines outside of Facebook to link to your profile?	Yes	Edit





Search



Chas

Home

Create



- General
- Security and Login
- Your Facebook Information

- Privacy**
- Timeline and Tagging
- Location
- Blocking
- Language
- Face Recognition

- Notifications
- Mobile
- Public Posts

- Apps and Websites
- Instant Games
- Business Integrations
- Ads
- Payments
- Support Inbox
- Videos

Privacy Settings and Tools

Your Activity

Who can see your future posts?

Close

You decide who can see your posts each time you create a new post. Facebook will use that audience for future posts unless you change it.

What's on your mind?



Public

Post

Who should see this?

Public
Anyone on or off Facebook

Friends
Your friends on Facebook

Friends except...
Don't show to some friends

Only me
Only me

Specific friends
Only show to some friends

Custom
Include and exclude friends and lists

Use Activity Log

Limit Past Posts

Edit

Edit

Edit

Edit

Edit

How People Find and Contact You

Who can send you friend requests?

Who can see your friends list?

Who can look you up using the phone numbers you provided?

Who can look you up using the email addresses you provided?

Do you want search engines to link to your profile?





Search



Chas

Home

Create



- General
- Security and Login
- Your Facebook Information

- Privacy**
- Timeline and Tagging
- Location
- Blocking
- Language
- Face Recognition

- Notifications
- Mobile
- Public Posts

- Apps and Websites
- Instant Games
- Business Integrations
- Ads
- Payments
- Support Inbox
- Videos

Privacy Settings and Tools

Your Activity	Who can see your future posts?	Public	Edit
	Review all your posts and things you're tagged in		Use Activity Log
	Limit the audience for posts you've shared with friends of friends or Public?		Limit Past Posts
How People Find and Contact You	Who can send you friend requests?		Close
	Everyone ▼		
	Who can see your friends list?	Public	Edit
	Who can look you up using the email address you provided?	Everyone	Edit
	Who can look you up using the phone number you provided?	Everyone	Edit
	Do you want search engines outside of Facebook to link to your profile?	Yes	Edit



- General
- Security and Login
- Your Facebook Information

- Privacy**
- Timeline and Tagging
- Location
- Blocking
- Language
- Face Recognition

- Notifications
- Mobile
- Public Posts

- Apps and Websites
- Instant Games
- Business Integrations
- Ads
- Payments
- Support Inbox
- Videos

Privacy Settings and Tools

Your Activity	Who can see your future posts?	Public	Edit
	Review all your posts and things you're tagged in		Use Activity Log
	Limit the audience for posts you've shared with friends of friends or Public?		Limit Past Posts
How People Find and Contact You	Who can send you friend requests?		Close
	<div style="border: 1px solid #ccc; padding: 5px; margin-bottom: 5px;"> 🌐 Everyone ▼ <ul style="list-style-type: none"> <input checked="" type="checkbox"/> 🌐 Everyone <input type="checkbox"/> 👥 Friends of friends </div>		
	Who can send you messages from people you don't follow?	Public	Edit
	Who can look you up using the email address you provided?	Everyone	Edit
	Who can look you up using the phone number you provided?	Everyone	Edit
	Do you want search engines outside of Facebook to link to your profile?	Yes	Edit





Search



Chas

Home

Create



- General
- Security and Login
- Your Facebook Information

Privacy

- Timeline and Tagging
- Location
- Blocking
- Language
- Face Recognition

- Notifications
- Mobile
- Public Posts

- Apps and Websites
- Instant Games
- Business Integrations
- Ads
- Payments
- Support Inbox
- Videos

Privacy Settings and Tools

Your Activity

Who can see your future posts? **Public** [Edit](#)

Review all your posts and things you're tagged in [Use Activity Log](#)

Limit the audience for posts you've shared with friends of friends or Public? [Limit Past Posts](#)

How People Find and Contact You

Who can send you friend requests? **Everyone** [Edit](#)

Who can see your friends list? [Close](#)

Remember, your friends control who can see their friendships on their own Timelines. If people can see your friendship on another timeline, they'll be able to see it in News Feed, search and other places on Facebook. If you set this to Only me, only you will be able to see your full friends list on your timeline. Other people will see only mutual friends.

- Public**
- Public**
- Friends
- Only me
- Custom

Who can find you using the email address? **Everyone** [Edit](#)

Who can find you using the phone number? **Everyone** [Edit](#)

Do you want search engines outside of Facebook to link to your profile? **Yes** [Edit](#)





Search



Chas

Home

Create



- General
- Security and Login
- Your Facebook Information

Privacy

- Timeline and Tagging
- Location
- Blocking
- Language
- Face Recognition

- Notifications
- Mobile
- Public Posts

- Apps and Websites
- Instant Games
- Business Integrations
- Ads
- Payments
- Support Inbox
- Videos

Privacy Settings and Tools

Your Activity

Who can see your future posts?

Public

Edit

Review all your posts and things you're tagged in

Use Activity Log

Limit the audience for posts you've shared with friends of friends or Public?

Limit Past Posts

How People Find and Contact You

Who can send you friend requests?

Everyone

Edit

Who can see your friends list?

Public

Edit

Who can look you up using the email address you provided?

Close

This applies to people who can't see your email address on your profile.

Everyone

Everyone

Friends of friends

Friends

Who can see your phone number?

Everyone

Edit

Who can see your contact info outside of Facebook to link to your profile?

Yes

Edit





Search



Chas

Home

Create



- General
- Security and Login
- Your Facebook Information

Privacy

- Timeline and Tagging
- Location
- Blocking
- Language
- Face Recognition

- Notifications
- Mobile
- Public Posts

- Apps and Websites
- Instant Games
- Business Integrations
- Ads
- Payments
- Support Inbox
- Videos

Privacy Settings and Tools

Your Activity

Who can see your future posts?

Public

Edit

Review all your posts and things you're tagged in

Use Activity Log

Limit the audience for posts you've shared with friends of friends or Public?

Limit Past Posts

How People Find and Contact You

Who can send you friend requests?

Everyone

Edit

Who can see your friends list?

Public

Edit

Who can look you up using the email address you provided?

Everyone

Edit

Who can look you up using the phone number you provided?

Close

This applies to people who can't see your phone number on your profile.

Everyone

✓ Everyone

Friends of friends

Friends

outside of

Yes

Edit



Facebook Ads





Search



Chas

Home

Create



Your ad preferences

Learn what influences the ads you see and take control over your ad experience.

[Learn about Facebook Ads](#)



Your interests



Advertisers



Your information



Ad settings



Hide ad topics



[How Facebook ads work](#)





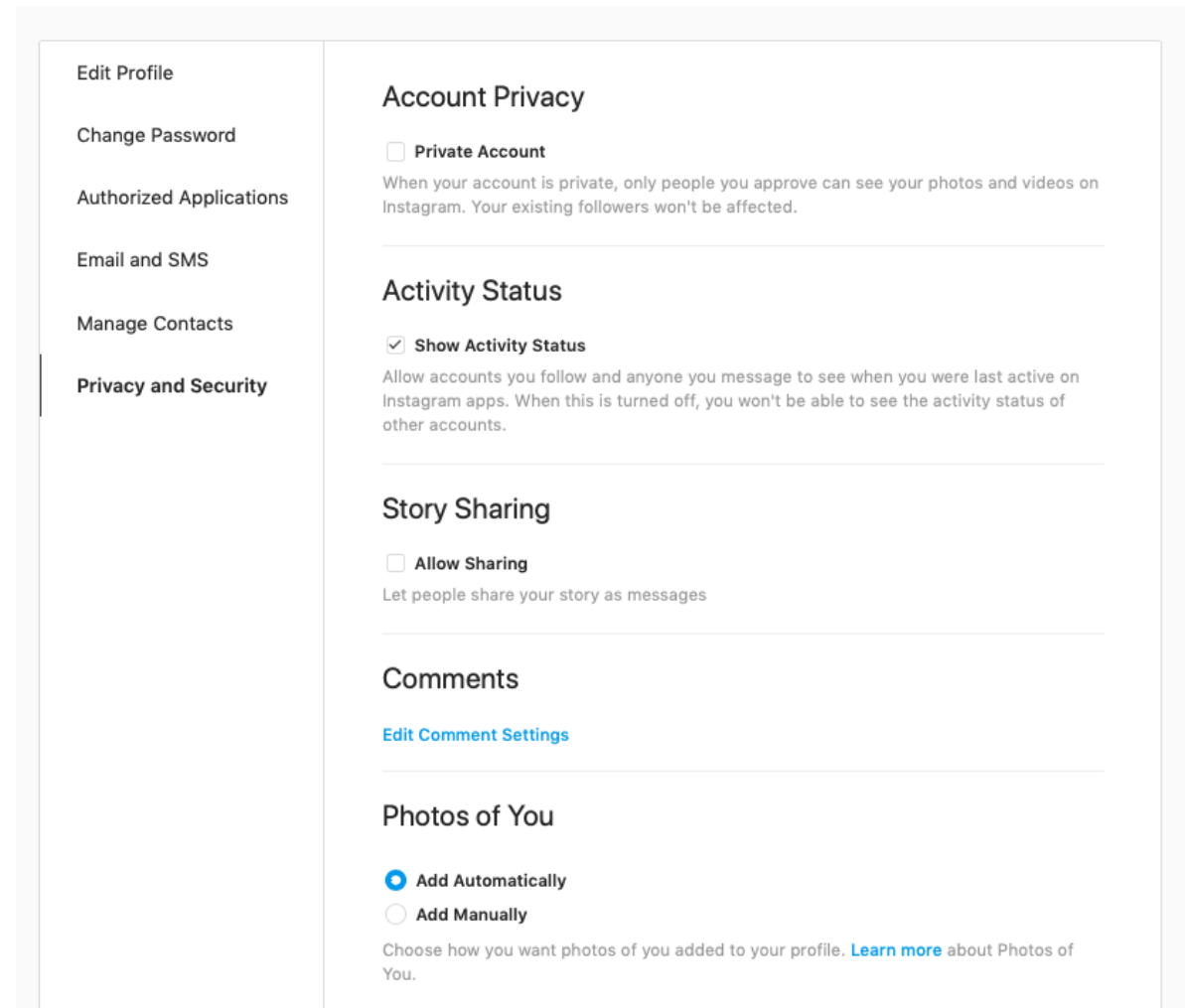
Privacy and Security Features

- Two-Factor Authentication
- Private vs. Public Account



Two-Factor Authentication

- Click on Settings
- Then on the left toolbar, click on Privacy and Security
- Scroll down about halfway until you see Two-Factor Authentication

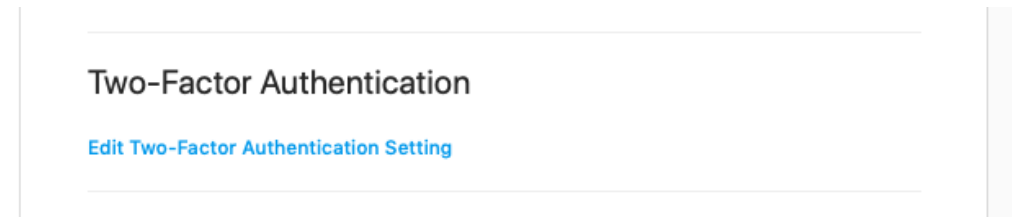
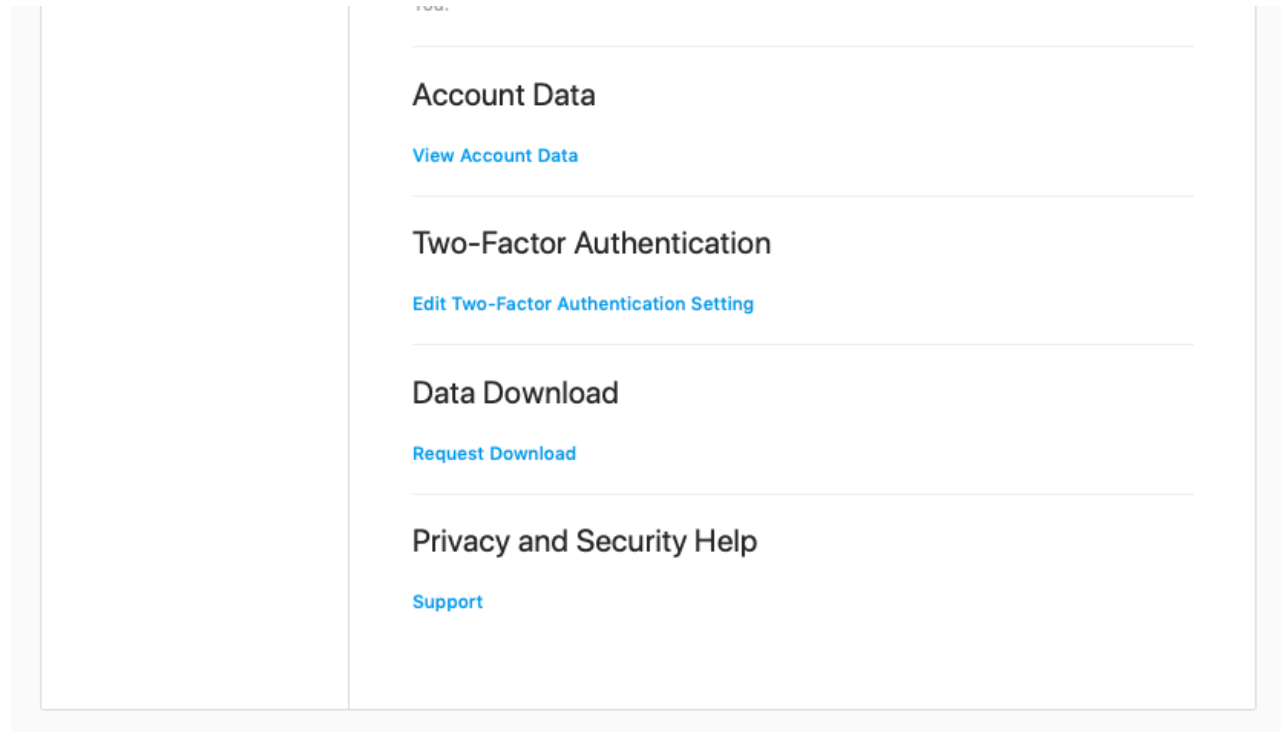


The screenshot displays the Instagram settings interface. On the left, a vertical menu lists various settings: Edit Profile, Change Password, Authorized Applications, Email and SMS, Manage Contacts, and Privacy and Security. The 'Privacy and Security' option is selected and highlighted. The main content area on the right is divided into several sections: 'Account Privacy' with a checkbox for 'Private Account' (unchecked) and a descriptive paragraph; 'Activity Status' with a checked checkbox for 'Show Activity Status' and a descriptive paragraph; 'Story Sharing' with a checkbox for 'Allow Sharing' (unchecked) and a descriptive sentence; 'Comments' with a link for 'Edit Comment Settings'; and 'Photos of You' with radio buttons for 'Add Automatically' (selected) and 'Add Manually', followed by a descriptive sentence and a 'Learn more' link.



Two-Factor Authentication

- Click on “Edit Two-Factor Authentication Setting”



Two-Factor Authentication

- Check the box “Use Text Message” and it will enable the code to be sent to the phone number associated with your Instagram account.

Two-Factor Authentication

We'll ask for a security code when we need to confirm that it's you logging in.

Text Message

Use Text Message

We'll send a code to ****.

Authentication App

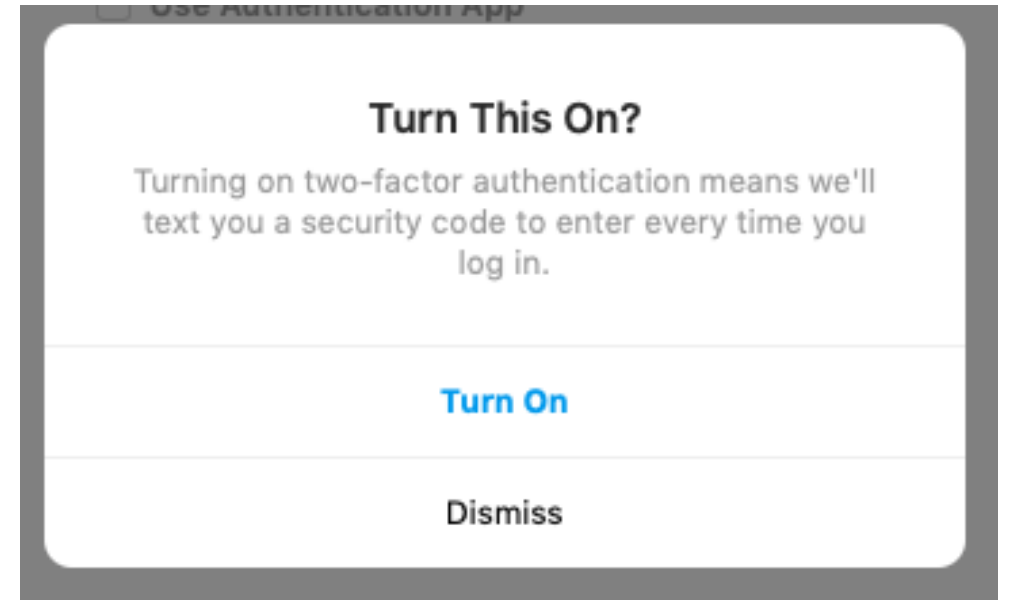
Use Authentication App

You'll get a code from your security app.



Two-Factor Authentication

- You will then be prompted to “Turn On” the authentication.
- The next screen will have you enter your phone number associated with the security code.
- When you select “Next,” you will receive the security code as a text on your phone.



Phone Number

You may receive SMS updates from Instagram and can opt out at anytime.

Next



Two-Factor Authentication

- You will enter the confirmation code that you received via text here and click done.
- Moving forward, you will receive this text every time you or someone tries to access your account.

Confirmation

Enter the confirmation code we sent to 330-~~5000004~~. If you didn't get it, we can [resend the code](#).

Confirmation
Code

Didn't enter the right phone number? [Change it](#)

Done



Private vs. Public Account

- Private Account

- People will send requests to follow your account.
- Only people you approve can see your photos and videos.
- You will not receive any messages without the option of approving the message from that sender.
- The message will be viewable to you to see the content until you decide to accept it.

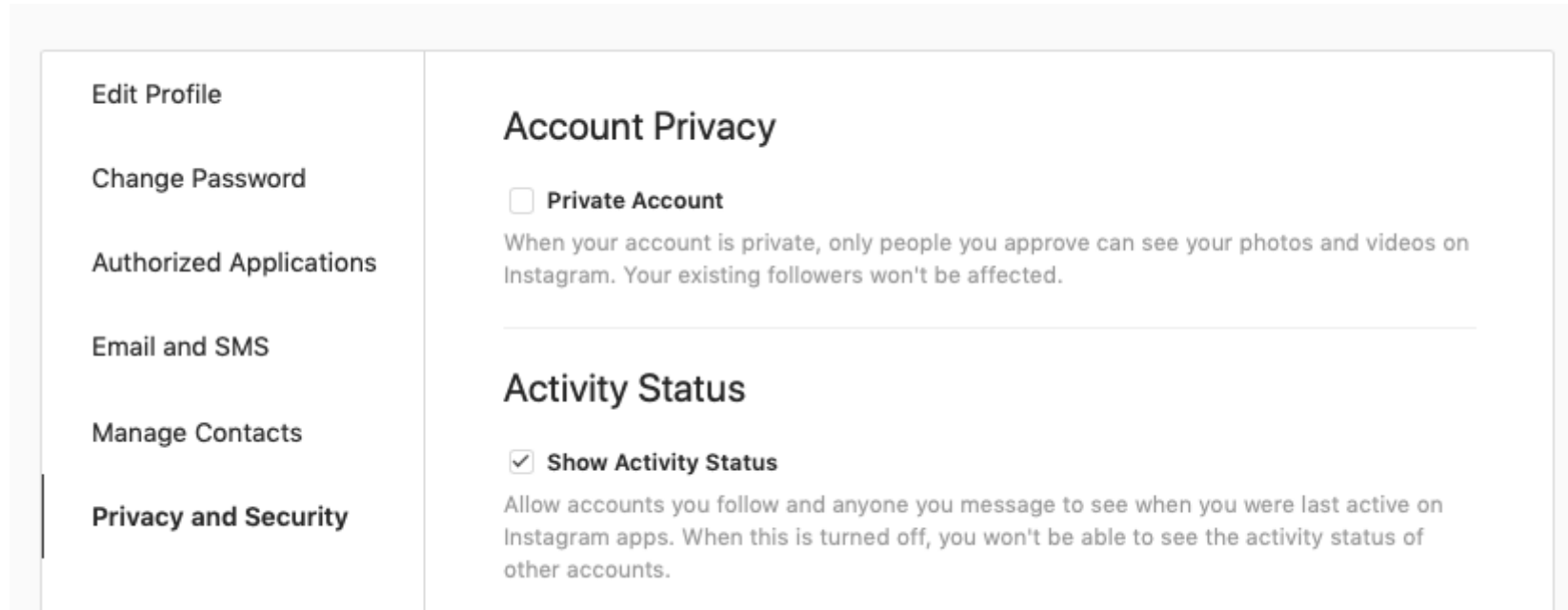
- Public Account

- Anyone can view your account.
- Anyone can follow you.
- This will open your account up to be searched by brands for marketing purposes.
- You will see more sponsored ads directed towards you.



Private vs. Public Account

- Under settings, click on Privacy and Security.
- At the top of the screen, it will say Account Privacy and underneath will be a box for a private account.
- Check the box and your account is now private.





Settings and Privacy

- Privacy
 - Tweet Privacy
 - Tweet Location
 - Photo Tagging
 - Discoverability
 - Address Book
 - Personalization and Data
 - Twitter for Teams
 - Direct Messages





Chas Williams
@cwilliams3

Account >

Privacy and safety >

Password >

Mobile >

Email notifications >

Notifications >

Find friends >

Muted accounts >

Muted words >

Blocked accounts >

Apps and devices >

Widgets >

Your Twitter data >

Accessibility >

Privacy and safety

Privacy

Tweet privacy **Protect your Tweets**
If selected, only those you approve will receive your Tweets. Your future Tweets will not be available publicly. Tweets posted previously may still be publicly visible in some places. [Learn more](#).

Tweet location **Tweet with a location**
If selected, you can add a location to your Tweets, such as your city or precise location, from the web and via third-party applications. This setting does not affect Twitter for iOS or Android. [Learn more](#)

[Delete location information](#)

Location labels you've added to your Tweets will no longer be visible on Twitter.com, Twitter for iOS, and Twitter for Android. These updates may take some time to go into effect.

Photo tagging **Allow anyone to tag you in photos**
 Only allow people you follow to tag you in photos
 Do not allow anyone to tag you in photos

Discoverability **Let others find you by your email address**
 Let others find you by your phone number
This setting will take effect once you add a phone number. [Add now](#)
[Learn more](#) about how this data is used to connect you with people.

Address book [Manage your contacts](#)
Contacts you've uploaded to Twitter from your address book.





Personalization and Data

Allow all [Edit](#)

Control how Twitter personalizes content and collects and shares certain data.

Twitter for teams

- Allow anyone to add you to their team
- Only allow people you follow to add you to their team
- Do not allow anyone to add you to their team

Organizations can invite anyone to Tweet from their account using the teams feature in TweetDeck. [Learn more.](#)

Direct Messages

Receive Direct Messages from anyone

If selected, you will be able to receive messages from any Twitter user even if you do not follow them.

Send/Receive read receipts

When someone sends you a message, people in the conversation will know when you have seen it. If you turn off this setting, you will not be able to see receipts from other people. [Learn more](#)



Settings and Privacy

- Safety
 - Search
 - Tweet Media



Safety

Search Hide sensitive content

This prevents Tweets with potentially sensitive content from displaying in your search results. [Learn more](#)

Remove blocked and muted accounts

Use this to eliminate search results from accounts you've blocked or muted. [Learn more](#)

Tweet media Display media that may contain sensitive content

Mark media you Tweet as containing material that may be sensitive





Privacy and Data

- Search Privacy
 - External Pinterest Partners
 - Example: Google
- Personalization
 - Internal ads delivered within the Pinterest interface



 Edit profile

 Account settings

 Claim

 Notifications

 **Privacy & data**

 Security

 Apps

Privacy & data

Decide how much privacy you want on Pinterest and what kind of data we should use when we make content recommendations. [Learn more](#)

Cancel

Done

Search Privacy

Hide your profile from search engines (Ex. Google). [Learn more](#)



Personalization

Use sites you visit to improve which recommendations and ads you see. [Learn more](#)



Use information from our partner to improve which recommendations and ads you see. [Learn more](#)



Key Takeaways

- Each platform is required to have settings and information about what they are doing with your information.
- Facebook now lets you view Business Page ads and who they are targeting.
- Never “Sign in using your Facebook” account.
 - You will be giving Facebook access to your information on a third party site.
- We will see major shifts and continued push for more privacy regulations in the future.
- Always be on alert and pay attention to activity within your account.



Questions?

